



EPISODE 1: Charlie and Blue Go to a Gurdwara

Key Stage 1 Cross-Curricular Topic: Buildings

Introduction

A Gurdwara is a Sikh place of worship. Any place containing the Guru Granth Sahib (the Sikh holy book) and where it is treated with respect can be termed a Gurdwara. There are three main events that take place here:

Kirtan – the singing of hymns from the Guru Granth Sahib.

Katha – reading from the Guru Granth Sahib with explanations.

Offering meals to all visitors of all beliefs in the community kitchen called a **Langar**. The food is always vegetarian because meat is not allowed in a Gurdwara, and it also means that people of all faiths can share the meal.

Gurdwaras also provide other services to the local community such as teaching children Gurmukhi (the language of the Guru Granth Sahib), music clubs, a library of Sikh literature and other charitable events.

When entering a Gurdwara, shoes should be removed and heads covered. Everyone sits on the floor facing the Guru Granth Sahib to show that everyone is equal. The idea that all people should be treated equally is an important part of Sikhism. People should also avoid pointing their feet at the holy book out of respect.

Contents

Lesson Overview	3
Film Digest	4
Lesson Plan	5
Resources	8
Background Information	9
Useful pictures	10

Overview

- Suitable for:** Key Stage 1
- Lesson Objectives:**
- To use the right names for things that are special to Sikhs in a Gurdwara.
 - To talk about why it is important to Sikhs to treat everyone equally.
 - To talk about how we treat everyone equally in our class.
- Key Question:** Why is it so important to share everything equally?
- Time:** 45 minutes actual teaching and learning time.
- TrueTube Film:** [Charlie and Blue Go to a Gurdwara](#)
Theme: *Ethics and Religion*
Topic: *Religious Traditions/Holy Buildings*
- Resources:**
- Internet connected whiteboard or enough laptops or tablets for the class
 - Picture of the Nishan Sahib (link below)
 - Flag templates (link below)
 - Artefacts for the extension activities
- Key Words:**
- Sikh
 - Gurdwara
 - Nishan Sahib
 - Guru Granth Sahib
 - Karah parshad
 - Langar
 - Equality

Film Digest







[Charlie and Blue Go to a Gurdwara](#) (5:03)





Theme: *Ethics and Religion*






Topic: *Religious Traditions/Holy Buildings*

Charlie and her favourite soft toy (and best friend) Blue go to a Gurdwara where they meet Pawandeep to find out how Sikhs show that everyone should be treated equally.

Lesson Plan

 	<p>Starter</p> <p>Begin by asking the children</p> <p>Can you think of ways that you help others?</p> <p>Take a few answers and then show a sharing resource from the classroom such as a Lego box.</p> <p>Ask what they would do if they were playing with the Lego and then another child came over and wanted to play too.</p> <p>Guide children to the idea of sharing and working together.</p> <p>How do they feel if others don't share?</p> <p>The key question 'Why is it so important to share everything equally?'</p> <p>Write down key ideas from the children to come back to later.</p>	6 mins
	<p>Share the learning objectives</p> <ul style="list-style-type: none"> • To use the right names for things that are special to Sikhs in a Gurdwara. • To talk about why it is important to Sikhs to treat people equally. • To talk about how we treat everyone equally in our class. 	2 mins
	<p>Display and give the meaning of the key words</p> <ul style="list-style-type: none"> • Sikh: Learner, disciple. A person who believes in the ten Gurus (the name given to the Sikh leaders) and the Guru Granth Sahib. • Gurdwara: A Sikh place of worship. The word means the 'doorway to the Guru'. • Nishan Sahib: The Sikh flag, which flies outside all Gurdwaras. • Guru Granth Sahib: The Sikh holy book, made up of writings collected by Guru Arjan and given its final form by Guru Gobind Singh. • Karah parshad: Blessed food given out at a Gurdwara. • Langar: Guru's kitchen. The name given to the dining hall in a Gurdwara and the food served in it. • Equality: When everyone is allowed to join in, no matter who they are. <p>This site can be used to explore the terms and link to pictures:</p> <p>http://resources.woodlands-junior.kent.sch.uk/Homework/religion/sikhism.html</p>	6 mins

	<p>Play the film</p> <p><u>Charlie and Blue go to a Gurdwara</u></p>	6 mins
	<p>Thinking Point</p> <p>Replay the section of the film about the Langar (3:09 to 3:50). Pause the film before Pawandeep gives Blue the small Nishan Sahib and ask the children to reflect on these questions and then share ideas with the whole class:</p> <ul style="list-style-type: none"> • When do you sit with others and share food? • Is it at a special place? • Is it at a special time? • Why might providing vegetarian food be important in a Langar? • Are special lunches provided in our school? • Why might it be important to treat everyone equally? 	6 mins
	<p>Main Activities</p> <p>Show the children the picture of the Nishan Sahib (see resource list) and explain that this flag is a symbol of the Sikh faith and always flies outside a Gurdwara.</p> <p>Ask the children if they can remember what a Gurdwara is and how people show care and respect for each other at a Gurdwara.</p> <p>Explain that they are now going to create a flag as a symbol for their classroom or school. Ask the children what they could put on the flag to show that they care for and respect each other. Provide them with pictures from the film to remind them of the vocabulary and to stimulate their thinking.</p> <p>Younger children – draw a picture of themselves. These can then be glued onto a class flag.</p> <p>Older children – think of a symbol for their classroom or school and design individual flags (see resource list).</p> <p>ALL the children’s work can then become part of a wall display.</p>	15 mins
	<p>Plenary - Has Learning Taken Place?</p> <p>You could finish the lesson by...</p> <p>Reading out the key words and getting children matching them to the photos of the Gurdwara OR showing the photos and getting children to recap the key words. This will depend upon the age-group and ability.</p> <p>The session could end with everyone sitting on the carpet (teaching area) and sharing a healthy snack to reinforce the messages of equality and sharing.</p>	4 mins

	<p>By the end of the lesson:</p> <p>All children can: recall that a Gurdwara is a place where followers of the Sikh faith worship and talk about treating people equally.</p> <p>Most children can: use the right names for things that are special to Sikhs in a Gurdwara, talk about why it is important to Sikhs to treat people equally and talk about how we treat everyone equally in our class.</p> <p>Some children can: explain how Blue learned about sharing in the Gurdwara, and give an example of how Sikhs promote equal treatment of all people. They can talk about what might happen if people are not treated equally.</p>	
    	<p>Extension - Suggested Further Activities</p> <p>The display of children’s pictures and flags could be enhanced with linking key <i>words</i> about sharing and <i>photos</i> of where sharing can take place in the classroom, e.g., the home corner, play boxes, snack time, on the carpet sharing ideas, on tables sharing resources.</p> <p>Pupils could design a meal that would be appropriate for everyone to eat or make a class rule for sharing which they can put into practice.</p> <p>Visit a Gurdwara! There’s a good directory here: https://en.wikipedia.org/wiki/List_of_gurdwaras_in_the_United_Kingdom</p> <p>If there is a Gurdwara near your school, ask if a member of the congregation would like to come into the school to answer some questions from the children.</p> <p>Ensure that the children already have some questions prepared and you have a note of them. You might also like to nominate one or two of your more confident children to ask the first questions and get the ball rolling.</p> <p>If you have any artefacts – you could develop a lesson about the 5 Ks and link, for example, to BBC Sikhism Class Clips: http://www.bbc.co.uk/education/topics/z7qjnp3/resources/1.</p>	

Resources

- Picture of Nishan Sahib: <http://www.sikhs.org/khanda.htm>
- Flag template: <http://www.wikihow.com/Sample/Bunting-Template>
- Demonstration of the 5Ks and the Turban:
http://www.cleo.net.uk/resources/displayframe.php?src=617/consultants_resources%2Freligiouseduc%2F5kT%2F5kT.html
- Site to explore with younger children for key words:
<http://resources.woodlands-junior.kent.sch.uk/Homework/religion/sikhism.html>

Background Information

We think the following links related to this topic should prove useful to support your teaching and for following up on this introductory lesson:

- A selection of links for Sikhism and KS1 from RE:ONLINE:
<http://www.reonline.org.uk/learning/type=buffet;age-range=ks1;search=sikhism;sort=date/>
- Email a believer: <http://pof.reonline.org.uk>
- BBC Bitesize clips:
<http://www.bbc.co.uk/education/topics/z7gimp3/resources/1>
- A selection of links to interactive resources from Cumbria and Lancashire Education Online (CLEO): <http://www.cleo.net.uk>











