



EPISODE 2: Charlie and Blue Find Out about Jesus

Key Stage 1 Cross-Curricular Topic: People who have shaped our World

Introduction

Jesus is the key figure in Christianity who lived over 2,000 years ago in Israel. Christians believe he is the Son of God and they use his teachings and example as a guide for their lives. Jesus was the son of a carpenter called Joseph and a young woman called Mary. Not much is known about Jesus' early life, but he is also described as a carpenter in the Gospels, so he probably followed in Joseph's footsteps. As a young man he gave up his job, chose a group of disciples (followers) and travelled with them, spending the last three years of his life teaching thousands of people about God wherever he went.

Jesus' teachings and miracles are detailed in the Bible, in the Gospels of Matthew, Mark, Luke and John. Here are some examples:

- The Feeding of the Five Thousand (e.g. John 6:1-15).
- Lazarus and the Rich Man (e.g. Luke 16:19-31).
- The Good Samaritan (e.g. Luke 10:25-37).
- The Sermon on the Mount (e.g. Matthew 5-7).

However, Jesus faced a lot of opposition to his teachings, in particular to the claim that he was a “King” or “Saviour” of the Jewish people. This led to him being arrested, tried and sentenced to death by crucifixion. The final days of Jesus’ life are remembered during the Christian festival of Easter, especially:

- Maundy Thursday – the Last Supper.
- Good Friday - Jesus’ crucifixion.
- Easter Sunday – Jesus’ resurrection.

Contents

Lesson Overview	4
Film Digest	5
Lesson Plan	6
Resources	9
Background Information	10
“My Pledge” Template	11
Useful Pictures	12

Overview

Suitable for: Key Stage 1

Lesson Objectives:

- To recall a belief about the specialness of Jesus.
- To say something about how Christians use Jesus' teaching to help them make decisions.
- To give a good reason for helping people in need.

Key Question: Why should we give to charity?

Time: 45 minutes actual teaching and learning time.

TrueTube Film: [Charlie and Blue Find Out about Jesus](#)
Theme: *Ethics and Religion*
Topic: *Religious Traditions/Founders*

Resources:

- Internet connected whiteboard or enough laptops or tablets for the class.
- Template for a pledge or promise.

Key Words:

- Charity
- Jesus Christ
- Christianity
- Miracle
- Tithing

Film Digest






[Charlie and Blue Find Out about Jesus](#) (5:10)






Theme: *Ethics and Religion*




Topic: *Religious Traditions/Founders*

Zippity-zip, let's go on a trip! Charlie and her favourite soft toy (and best friend) Blue go to a Church where they meet Chris to find out why Christians give to charity, and why they do their best to follow Jesus by helping other people.

Lesson Plan

	<p>Starter</p> <p>Begin by asking the children.....</p> <p>Do you know who Jesus was?</p> <p>Allow children to share ideas with the rest of the class.</p> <p>Tell the children about importance of Jesus (even our dates are counted from his birth) and that Christians believe him to be the perfect man – the Son of God. They call him “Christ” or “The Christ”, which means “Saviour”. You may wish to explain further that Christians believe in Jesus as their Saviour, because he saves them from being separated from God’s love and helps them to live better lives. (Depending on the age/ability of the children in the class you may want to mention that Jesus is also respected in many other religions and worldviews. He is mentioned often in the Qur’an, for example, where he is known as “Isa”.)</p> <p>Explain that although Jesus lived 2,000 years ago, Christians still use his teachings to guide their lives. Ask:</p> <p>Why do you think that is?</p> <p>Ask the children to offer ideas on <i>how</i> Jesus used to teach about helping others. Explain that one of the ways that Jesus taught about helping others was by telling memorable stories, called “parables”. Jesus also helped people with his miracles, which is when he did things that seem impossible, like making sick people better just by touching them. Christians believe that Jesus’ miracles show the power of God to change people’s lives for the better.</p>	<p>5 mins</p>
	<p>Share the learning objectives</p> <ul style="list-style-type: none"> • To recall a belief about the specialness of Jesus. • To say something about how Christians use Jesus’ teaching to help them make decisions. • To give a good reason for helping people in need. 	<p>2 mins</p>
	<p>Display and give the meaning of the key words</p> <ul style="list-style-type: none"> • Charity: Giving help (often in the form of money) to people who need it, without expecting anything back for yourself. • Jesus Christ: the person at the centre of Christian history and faith; Christians believe he was the Son of God, who came to put everything right between human beings and God. Jesus’ teaching about helping others has influenced many people in the past and in the present to take care of others. • Christianity: the religion of those people who follow Jesus <i>Christ</i>. • Miracle: An extremely unusual but happy event that can't be explained by science; Christians believe they were caused by the power of God. 	<p>6 mins</p>

	<ul style="list-style-type: none"> • Tithing: Giving a tenth of the money you earn to charity. 	
	<p>Play the film</p> <p><u>Charlie and Blue Find Out about Jesus</u></p>	6 mins
	<p>Thinking Point</p> <p>Replay the scene in the Church (from 1:38) and pause the film after Blue has asked, "Who was Jesus?" (1:55). Ask the children:</p> <ul style="list-style-type: none"> • Can you remember what charity means? • Why do you think that Blue is asking about Jesus at a Church charity drive? <p>Encourage them to make the link between Jesus' actions and teachings about helping others.</p>	6 mins
	<p>Thinking Point</p> <p>Continue playing the next part of the film (from 1:55) and pause it again after Blue has asked, "What could I do for charity?" (3:16).</p> <p>Ask the children to reflect for a while on what they might do for charity and to share their ideas in pairs before feeding back.</p>	6 mins
	<p>Main Activities</p> <p>Choose a local charity or group in the community that the school or class could support.</p> <p>Explain that the children can make a pledge to do something to help others – this can be done as a class if preferred.</p> <p>Give some examples such as:</p> <ul style="list-style-type: none"> • Spending some time helping others in school or at home. • Donating toys, clothes or food. • Raising money. • Helping at an event, like a cake sale. <p>You may like to use the template below (after the Background Information section) for the children to write down their pledges. As an extension activity children could say why they are making their pledge.</p>	10 mins
	<p>Plenary - Has Learning Taken Place?</p> <p>You could finish the lesson by...</p> <ul style="list-style-type: none"> • sharing the children's pledges and asking why they are making a pledge; • asking: what reason might a Christian have for making a pledge? and whose example might they be following? 	5 mins

	<p>By the end of the lesson:</p> <p>All children can: recall a belief about the specialness of Jesus; and say something about how Christians use Jesus' teaching to help them make decisions.</p> <p>Most children can: recall a belief about the specialness of Jesus and provide a good reason for helping people in need.</p> <p>Some children can: recall a belief about the specialness of Jesus; say something about how Christians use Jesus' teaching to help them know how to make decisions; and provide a good reason for helping those in need. They begin to show understanding of how Jesus' teaching has influenced the world today.</p>	
  	<p>Extension - Suggested Further Activities</p> <p>Explore activities from such charities as Christian Aid or CAFOD. http://learn.christianaid.org.uk/TeachersResources/primary/RE_curriculum.aspx http://www.cafod.org.uk/Education/Primary-schools?tag_filter_1_title=51&tag_filter_2_title=&tag_filter_3_title=&resource_search_action=search#resources_search</p> <p>Explore the work of Christians in today's world and how they also act as role models following the teachings of Jesus. Examples could be taken from different occupations and voluntary services, e.g. medical and caring professions, education, sport, law, business, etc.</p> <p>Look at a selection of Jesus' teachings from the introduction. Some useful clips can be found here: http://www.bbc.co.uk/education/topics/zdykixs/resources/1</p>	

Resources

- Christian Aid:
http://learn.christianaid.org.uk/TeachersResources/primary/RE_curriculum.aspx
- CAFOD:
http://cafod.org.uk/Education/Primary-schools?tag_filter_1_title=51&tag_filter_2_title=&tag_filter_3_title=&resource_search_action=search
- What was Jesus like and where did he grow up?:
<http://www.bbc.co.uk/education/clips/zfpvcdm>
- Animated Bible stories:
<http://www.channel4.com/programmes/stop-look-listen-animated-bible-stories/on-demand>
- Animated TrueTube film about some of Jesus' miracles reported in the Gospels:
<https://www.truetube.co.uk/film/its-miracle>

Background Information

We think the following links related to this topic should prove useful to support your teaching and for following up on this introductory lesson:


- A selection of links for Jesus and KS1 from RE:ONLINE:
<http://www.reonline.org.uk/learning/search=jesus;type=buffer;age-range=ks1;kind-of-resource=website;sort=date;/>
- Email a believer:
<http://pof.reonline.org.uk>
- Introduction to Jesus from a Christian perspective:
<http://request.org.uk/jesus/introduction-to-jesus/who-is-jesus-2/>
- A site with various visual examples of Jesus:
http://www.rejesus.co.uk/site/module/faces_of_jesus/
- BBC clips about aspects of Christianity:
<http://www.bbc.co.uk/education/clips/zfpvcdm>

My Pledge

to Help Other People

My name is...

And I promise to...





MANOR CLOS

HORAM CHAPEL
Horam Chapel
Sunday Services
Worship Services

Worship Services



