



EPISODE 3: Charlie and Blue Celebrate Passover

Key Stage 1 Cross-Curricular Topic: Let's Celebrate!

Introduction

Passover (or *Pesach* in Hebrew) is a Jewish celebration which remembers an event a time long ago when the Jewish people (who were known as Hebrews or Israelites) were slaves in Egypt and Moses led them to freedom. Moses had asked the Pharaoh many times to let his people go and warned that God would send terrible plagues on Egypt if he did not. The Pharaoh refused and sure enough the Egyptian people suffered ten plagues – locusts, lice, boils and so on – ending with the death of every family's first born. The angel of death "passed over" the Hebrews' homes, and the Pharaoh finally allowed them their freedom.

Passover is a seven or eight day festival which is marked with a family meal called the Seder which takes place on the evening before the anniversary of the Passover itself. Some of the food that is served has a symbolic meaning to help families teach their children the Passover story.

The story of Passover is told in a guidebook for the Seder meal called the Haggadah. Unleavened bread (or *matzah*) is eaten throughout the festival. This is a reminder that the Jews had to leave Egypt in a hurry and didn't have time to wait for the bread to rise. At the Seder meal three pieces of matzot are placed in a special cover. One of the three pieces is broken in two and in some families, one half is hidden for the children to find.

Note: the plural of matzah is matzot or matzos.

Contents

Lesson Overview	3
Film Digest	4
Lesson Plan	5
Resources	8
Background Information	9
Useful Pictures	10

Overview

Suitable for: Key Stage 1

Lesson Objectives:

- To recall why Jews celebrate Passover.
- To describe a Seder plate and the items of food that go on it.
- To say what Jewish people are reminded of when they see and taste each food on the Seder plate.

Key Question: What do people celebrate with special food?

Time: 45 minutes actual teaching and learning time.

TrueTube Film: [Charlie and Blue Celebrate Passover](#)

Theme: *Ethics and Religion*

Topic: *Religious Traditions/Festivals*

Resources:

- Internet connected whiteboard or enough laptops or tablets for the class.
- A box of matzos or Yehuda Matzo-style crackers.

Key Words:

- Passover (Pesach)
- Seder
- Judaism
- Jew
- Moses
- Haggadah
- Celebration
- Remembrance
- Symbol

Film Digest






[Charlie and Blue Celebrate Passover](#) (5:29)





Theme: *Ethics and Religion*




Topic: *Religious Traditions/Festivals*

Zippity-zip, let's go on a trip! Charlie and her favourite soft toy (and best friend) Blue visit a Jewish neighbour called Rachel to find out what Jews celebrate at the festival of Passover, and how the food they eat helps them remember important things that happened in the past.

Lesson Plan

	<p>Starter</p> <p>Begin by showing the children an object that has special memories for you.</p> <p>Talk about how some objects help us to remember events, people or special times we have had. These objects are called “symbols” which means that they remind us of a special person or special time, so they have a deeper meaning.</p> <p>Ask the children to talk about any special objects that remind them of an event or a person.</p> <p>Explain that many religions have feasts (special meals) or celebrations to remember important events.</p>	<p>5 mins</p>
	<p>Share the learning objectives</p> <ul style="list-style-type: none"> • To recall why Jews celebrate Passover. • To describe a Seder plate and the items of food that go on it. • To say what Jewish people are reminded of when they see and taste each food item on the Seder plate. 	<p>2 mins</p>
	<p>Display and give the meaning of the key words</p> <ul style="list-style-type: none"> • Passover (Pesach): A Jewish celebration that remembers the Exodus, which is a story in the Bible about how the Jewish people escaped from slavery in Egypt. • Seder: A celebration meal that Jewish families enjoy at Passover time. • Judaism: The religion of the Jews or “Jewish people”. Jews believe in one God, who has chosen them to set an example of holiness and good moral behaviour to the rest of the world. • Jew: A follower of Judaism, or someone who is connected with the community and tradition of Judaism. • Moses: One of “founders” of Judaism who lived over 3,000 years ago and led the Jewish people out of slavery in Egypt to live in the “Promised Land”. He brought the Jews their laws for living as God’s people, as written down in the Torah, also known to Christians as the first five books of the Bible. • Haggadah: Literally means “telling”. The Haggadah is a guidebook Jewish people use for the Seder at Passover to remember the story of how the Jews escaped from slavery in Egypt thousands of years ago. • Celebration: A special event, usually when people get together, partly to have a fun time, but sometimes also to remember a person or special events of the past. • Remembrance: Remembering, or “calling to mind”, a person, thing or event, usually at a special occasion. 	<p>6 mins</p>

	<ul style="list-style-type: none"> • Symbol: An object or picture which has a deeper meaning because it helps us to remember something, or teaches us something. <p>You will find a useful glossary of other Jewish terms here: http://www.jewfaq.org/glossary.htm#M</p>	
	<p>Play the film</p> <p><i>Charlie and Blue Celebrate Passover</i></p>	6 mins
	<p>Thinking Point 1</p> <p>Replay the opening scene up to the point where Charlie shows Blue her drawing (0:20 to 0:54). Pause the film at this point and ask:</p> <ul style="list-style-type: none"> • Do you have special meals when you celebrate? • What kind of foods do you eat? • Do you have a special meaning or a reason for eating them? <p>Make a list of the children’s thoughts including religious celebrations and personal ones.</p> <p>Each one could be written on a paper bunting flag to be displayed.</p>	5 mins
	<p>Thinking Point 2</p> <p>Replay the scene in Rachel’s house up to the point where Blue asks, “Do you eat all the things on this plate?” (1:27 to 2:20). Pause the film at this point and ask the children to work in pairs to try to identify some of the things on the Seder plate using the information here:</p> <p>http://www.reformjudaism.org/jewish-holidays/passover/learn-about-passover-seder-plate</p> <p>or here:</p> <p>http://www.crickweb.co.uk/ks1re.html#seder</p>	6 mins
	<p>Thinking Point 3</p> <p>Replay the next part of the film up to the point where Blue is given a copy of the Seder Haggadah (2:20 to 4:17). Pause the film at this point and remind the children that the Seder Haggadah is a guidebook for the Seder meal that tells the story of the Passover.</p> <p>Ask the children to recall the main parts of the story and why they think that Jewish people eat some of the different foods on the Seder plate, even ones that do not taste nice.</p> <p>Use picture clues to remind the children of the items on the Seder plate e.g. from:</p> <p>http://www.reformjudaism.org/jewish-holidays/passover/learn-about-passover-seder-plate</p>	5 mins

	<p>Activity</p> <p>Ask the children to draw their own special object and write about the ways it reminds them of a person or event in their life. In other words, what is it a symbol of?</p> <p>There might be an opportunity to ask children to bring in their own special objects.</p>	<p>10 mins</p>
	<p>Plenary - Has Learning Taken Place?</p> <p>You could finish the lesson by...</p> <ul style="list-style-type: none"> • offering a piece of matzah to each child, taking care to check for wheat allergies first. Gluten-free matzos are available. They are not, strictly speaking, the correct type of cracker for the Seder meal, but they will give a good idea of the type used. Note also that charoset contains nuts, so it may be best avoided for a tasting experience. After tasting the matzah, ask the children to close their eyes and try to remember why Jews celebrate Passover; • asking the children to describe the Seder plate so that you can draw it from their description (for older children this could be a timed paired whiteboard activity); • using the following links from the Thinking Points above to check the children's understanding of the symbolism of the Seder plate: <p>http://www.reformjudaism.org/jewish-holidays/passover/learn-about-passover-seder-plate</p> <p>or:</p> <p>http://www.crickweb.co.uk/ks1re.html#seder</p> <p>By the end of the lesson:</p> <p>All children can: recall why Jews celebrate Passover.</p> <p>Most children can: describe a Seder plate and the items of food that go on it.</p> <p>Some children can: say what Jewish people are reminded of when they see and taste each food item on the Seder plate.</p>	<p>5 mins</p>
	<p>Extension - Suggested Further Activities</p> <p>Before the lesson children can have a circle time activity sharing the stories about their special object.</p> <p>Some children could create a comic strip of the story of Passover (suitable for Year 2).</p> <p>Other children could create a Velcro storyboard to retell the story.</p> <p>There are some good resources here:</p> <p>http://www.jgateways.org/resources/passover</p>	

Resources

- Glossary:
<http://www.jewfaq.org/glossary.htm#M>
- Seder Plate:
<http://www.reformjudaism.org/jewish-holidays/passover/learn-about-passover-seder-plate>

or:

<http://www.crickweb.co.uk/ks1re.html#seder>
- Passover story:
http://www.jgateways.org/cms_content/upload/resources/passover/stories%20and%20visual%20supports/Passover%20Story.pdf

Background Information

We think the following links related to this topic should prove useful to support your teaching and for following up on this introductory lesson:

- A selection of links for Judaism and KS1 from REonline:
<http://www.reonline.org.uk/learning/belief-systems=judaism;age-range=ks1;search=;sort=date;/>
- Email a believer:
<http://pof.reonline.org.uk>
- BBC Bitesize clips:
<http://www.bbc.co.uk/education/topics/zqbw2hv/videos/1>
- A selection of links to interactive resources from Cumbria and Lancashire Education Online (CLEO):
<http://www.cleo.net.uk/resources/index.php?ks=1&cur=15>
- Seder plates:
<http://www.reformjudaism.org/jewish-holidays/passover/learn-about-passover-seder-plate>
<http://www.crickweb.co.uk/ks1re.html#seder>
- Subject knowledge development:
<http://resources.woodlands-junior.kent.sch.uk/homework/religion/jewish.htm>



MAY 2016

1	2	3	4	5	6	7
8	9	10	11	12	13	14
15	16	17	18	19	20	21
22	23	24	25	26	27	28
29	30	31				

MAY

2016

Sunday	Monday	Tuesday	Wednesday	Thursday	Friday	Saturday
1	2	3	4	5	6	7
8	9	10	11	12	13	14
15	16	17	18	19	20	21
22	23	24	25	26	27	28
29	30	31				















